

2005 Financial Highlights

For the year ended October 31 2005 Target **2005** 2004 2003

| Income Statement Highlights (Canadian \$ in millions) | | | | |
|--|--|--------------|-------|-------|
| Total revenue (teb) (a) (c) | | 9,958 | 9,488 | 9,149 |
| Provision for (recovery of) credit losses | | 179 | (103) | 455 |
| Non-interest expense | | 6,327 | 6,157 | 6,087 |
| Net income | | 2,400 | 2,306 | 1,781 |

| Common Share Data (\$) (b) | | | | |
|-----------------------------------|--|-------------|------|------|
| Earnings per share | | 4.64 | 4.42 | 3.44 |
| Cash earnings per share (c) | | 4.79 | 4.57 | 3.59 |

| Key Financial Measures (%) (b) | | | | |
|---|-------------|----------------|--------|------|
| Five-year average annual | | | | |
| total shareholder return | | 13.8 | 18.9 | 12.9 |
| Earnings per share growth (b) | | 5 | 29 | 28 |
| – on a targeted basis (c) | 3%–8% (d) | ✓ 9 | na | na |
| Return on equity | 17%–18% | ✓ 18.8 | 19.4 | 16.4 |
| Revenue growth (teb) (c) | | 5.0 | 3.7 | 4.7 |
| Cash productivity ratio (teb) (c) | | 62.6 | 63.8 | 65.4 |
| – targeted improvement (bps) | 150–200 bps | ✗ 120 | 160 | 260 |
| Provision for credit losses | | | | |
| as a % of average net loans and acceptances | | 0.11 | (0.07) | 0.30 |
| – targeted specific | | | | |
| provision (\$ millions) | ≤ \$400 | ✓ 219 | 67 | 455 |
| Tier 1 Capital Ratio | > 8% | ✓ 10.25 | 9.81 | 9.55 |

All ratios in this report are based on unrounded numbers.

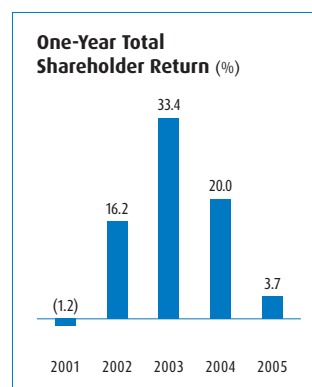
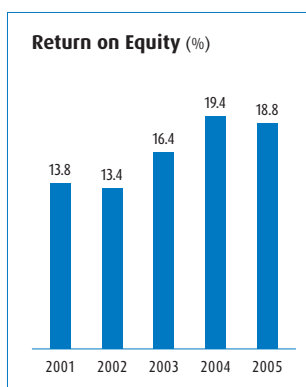
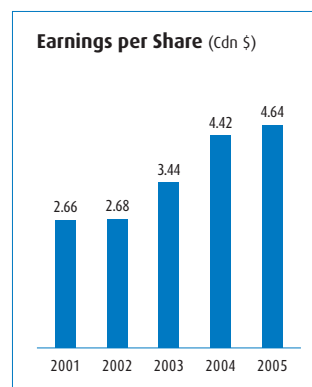
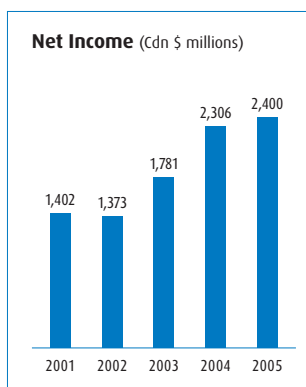
(a) All revenues in this report, except in the Consolidated Financial Statements, are reported on a taxable equivalent basis (teb). See pages 35 and 37.

(b) All earnings per share (EPS) measures in this report refer to diluted EPS, unless otherwise specified.

(c) This is a non-GAAP measure. See page 35.

(d) Targeted EPS growth from a base of \$4.21 (excluding changes in the general allowance).

na – not applicable



2005 Awards and Recognition Highlights

One of Canada's Most Respected Corporations

BMO Financial Group ranked 7th on *The Globe and Mail's* Top 25 of Canada's Most Respected Corporations list, up from 9th in 2003 and 20th in 2002.

BMO Board Ranked #1

In its fifth annual survey, *Canadian Business* magazine ranked BMO Financial Group's Board of Directors first among Canada's Top 25 boards.

Excellence in Diversity

BMO Financial Group President and CEO Tony Comper was named *Diversity Leader of the Year* at the International Quality & Productivity Center's (IQPC) 2005 Diversity Excellence Awards. IQPC also awarded BMO its *Best in Class Diversity Program Award*.

Best Private Bank

For the second year in a row, *EuroMoney* magazine has selected BMO Harris Private Banking as the best private bank in Canada.



Best Corporate Citizen

BMO was named Canada's Best Corporate Citizen of the Year by *Corporate Knights*. The top-50 ranking is based on performance indicators, including executive gender diversity, tax generation and executive retention rate as well as board independence and diversity.

Excellence in Corporate Reporting

The Canadian Institute of Chartered Accountants' annual Corporate Reporting Awards gave us the Award of Excellence in the financial institutions category and gave BMO an Honourable Mention for Excellence in Electronic Disclosure.

Excellence in Security Management

BMO was the first company in Canada to be awarded certification from the British Standards Institution for meeting the highest international standard for operating an Information Security Management System.

Sustainability: Best in Class

BMO Financial Group was chosen to be among the first Canadian companies listed on the newly created *Dow Jones Sustainability North America Index*, modelled on the benchmark *Dow Jones Sustainability World Index*.

Excellence in Communicating to Investors

IR Magazine Canada gave BMO its "Best Communications with the Retail Market" award, recognizing the BMO Investor Relations web site for its quality, ease of navigation and presentation of information to the retail investor.



Leader in Equity Research

For the 25th consecutive year, BMO Nesbitt Burns was ranked the top Equity Research Group by Canada's leading institutional investors in the 2005 Brendan Wood International Survey.

Leading Corporate Governance

The Globe and Mail's Report on Business annual review of corporate governance practices ranked BMO second overall among 209 Canadian reporting issuers.

Top Online Brokerage

BMO InvestorLine® ranked #1 in *The Globe and Mail's* annual review of Canada's online brokerage firms for the fourth consecutive year.

Employer of Choice

BMO was named one of Canada's Top 100 Employers by *Maclean's* magazine and *Mediacorp* for the fourth consecutive year and was the only major Canadian bank to be named to this prestigious list. BMO Financial Group also ranked 16th overall in *Training* magazine's Top 100 North American corporations in 2005 and was the top Canadian company on the list.